



# **HOW TO WRITE LEAD-PULLING SQUEEZE PAGES ON THE FLY!**

**Master the Skills of Crafting Your Own Web Page that Sucks  
Fresh Leads Like a Vacuum... Without the OFF Switch!**

## **LEGAL NOTICE:**

The Publisher has strived to be as accurate and complete as possible in the creation of this report, notwithstanding the fact that he does not warrant or represent at any time that the contents within are accurate due to the rapidly changing nature of the Internet.

While all attempts have been made to verify information provided in this publication, the Publisher assumes no responsibility for errors, omissions, or contrary interpretation of the subject matter herein. Any perceived slights of specific persons, peoples, or organizations are unintentional.

In practical advice books, like anything else in life, there are no guarantees of income made. Readers are cautioned to rely on their own judgment about their individual circumstances to act accordingly.

This book is not intended for use as a source of legal, business, accounting or financial advice. All readers are advised to seek services of competent professionals in legal, business, accounting, and finance field.

You are encouraged to print this book for easy reading.

# TABLE OF CONTENTS

<a href="#">TABLE OF CONTENTS.....</a>	<a href="#">3</a>
<a href="#">Introduction to Squeeze Pages.....</a>	<a href="#">6</a>
<a href="#">The Squeeze Page System.....</a>	<a href="#">8</a>
<a href="#">What You Need Before Getting Started on Your Squeeze Page.....</a>	<a href="#">10</a>
<a href="#">Planning Your Squeeze Page Theme.....</a>	<a href="#">12</a>
<a href="#">How to Write a Squeeze Page that Converts.....</a>	<a href="#">14</a>
<a href="#">Tips on Increasing Your Squeeze Page Conversion Rate.....</a>	<a href="#">17</a>
<a href="#">Driving Targeted Traffic into Your Squeeze Page.....</a>	<a href="#">19</a>
<a href="#">Finest Examples of Squeeze Pages.....</a>	<a href="#">22</a>

**BONUS! Grab Your Lifetime GOLD Membership Access To:**  
**RESELLRIGHTSMASTERY.COM**  
**(\$197.00 Value)**



**CONGRATULATIONS!** Now you can gain INSTANT access to Resell Rights Mastery as a Gold member and get your hands on:

- ✓ **A constantly adding collection of brand new Resell Rights products** that you can resell and keep all the sales,
- ✓ **Rich Private Label Article archive** that you can use to build your own Information Products and expand your Online Empire,
- ✓ **Beautiful templates** that you can use for your own graphic design purposes – E-Covers, web pages, etc.
- ✓ **Advanced Reseller Strategies** NOT covered in most paid products on the same subject,
- ✓ **And much, much more!**

**[Click Here to Join ResellRightsMastery.com](https://ResellRightsMastery.com)**  
**[as a Gold Member FREE!](#)**

---

# **HOW TO WRITE LEAD-PULLING SQUEEZE PAGES ON THE FLY!**

**Master the Skills of Crafting Your Own Web Page that Sucks  
Fresh Leads Like a Vacuum... Without the OFF Switch!**

---

# Introduction to Squeeze Pages

Before you begin the attempt to build a successful list or create a powerful sales page, you will want to start with a rigorous introduction to Squeeze Pages.

In stark contrast to undifferentiated, unfocused home pages, Squeeze Pages focus specifically on capturing leads for a newsletter or making sales for a specific product – and make no attempt to give visitors a different option.

Another common word that is often used to describe Squeeze Page, is “**squeeze page**” (or “**lead capture page**” in some circles). A squeeze page is a page designed to get names and email addresses. Usually, however, a squeeze page is usually a smaller type of Squeeze Page, which usually has an opt-in form in sight when the page loads.

So what is important to learn in an introduction to Squeeze Pages? First, it is important to recognize that all successful marketers use these. If you plan to sell a product over the Internet, you will want to use one, too, rather than relying on sidebar opt-in forms and unfocused pages that do not convey a single point and a single call to action.

Another important thing you will want to take away from this introduction to Squeeze Pages is that every Squeeze Page contains the same parts and is focused on a SINGLE goal – getting the visitor to become a subscriber or buyer.

These parts are as follows: an opt-in form (or sales prompt), a brief or lengthy introduction, a picture of the list/product owner, the signature of the list owner, and a call to action (or multiple calls to action).

Determining which model will work best for you can simply only be done through testing. While many boast a conversion and attribute it to the shortness of their introduction

(many will be one short paragraph), otherwise will boast a high conversion rate because they use lengthy, thorough, and compelling copy.

If there is anything you absolutely must take away from an introduction to Squeeze Pages, it is that you cannot create a Squeeze Page or squeeze page that isn't focused.

# The Squeeze Page System

The Squeeze Page system provides a uniquely powerful system through which you can derive profit from multiple streams. This article will briefly discuss some of those different streams – and how you can manipulate them.

Let's start with the Squeeze Page itself: all traffic is sent to the Squeeze Page. From there, it will have a number of options, depending on what you have given them. Many marketers suggest that your Squeeze Page should always be an opt-in form. Others will suggest that it should simply be a sales page.

Whether it's a free newsletter or a product for sale, the Squeeze Page system you create should include a "one time offer," which will compel them to take action – subscribe, buy, etc.

Once they subscribe or buy, the Squeeze Page system you create should then re-route them to a thank you page, which opens up more means through which you can up-sell. One quick way to up-sell is to simply include advertisements on your thank you page for related affiliate products or for your own products. Here, again, you will want to give them a one-time offer.

Also, if you haven't yet asked them to join your mailing list, this is where you should do it – on your thank you page. Once they opt-in to your list, you now have a whole new option you can use in conjunction with the Squeeze Page system to generate revenue.

One such option is selling ad space in your newsletter or e-zine. The more people you have reading your newsletter, the more you can generally charge for ad space; however, you will want to avoid overselling to your list to ensure your advertisers actually make money.

Your next option is to endorse a product as an affiliate. You can tell your subscribers how someone has just created a brilliant product – and you can offer it to your

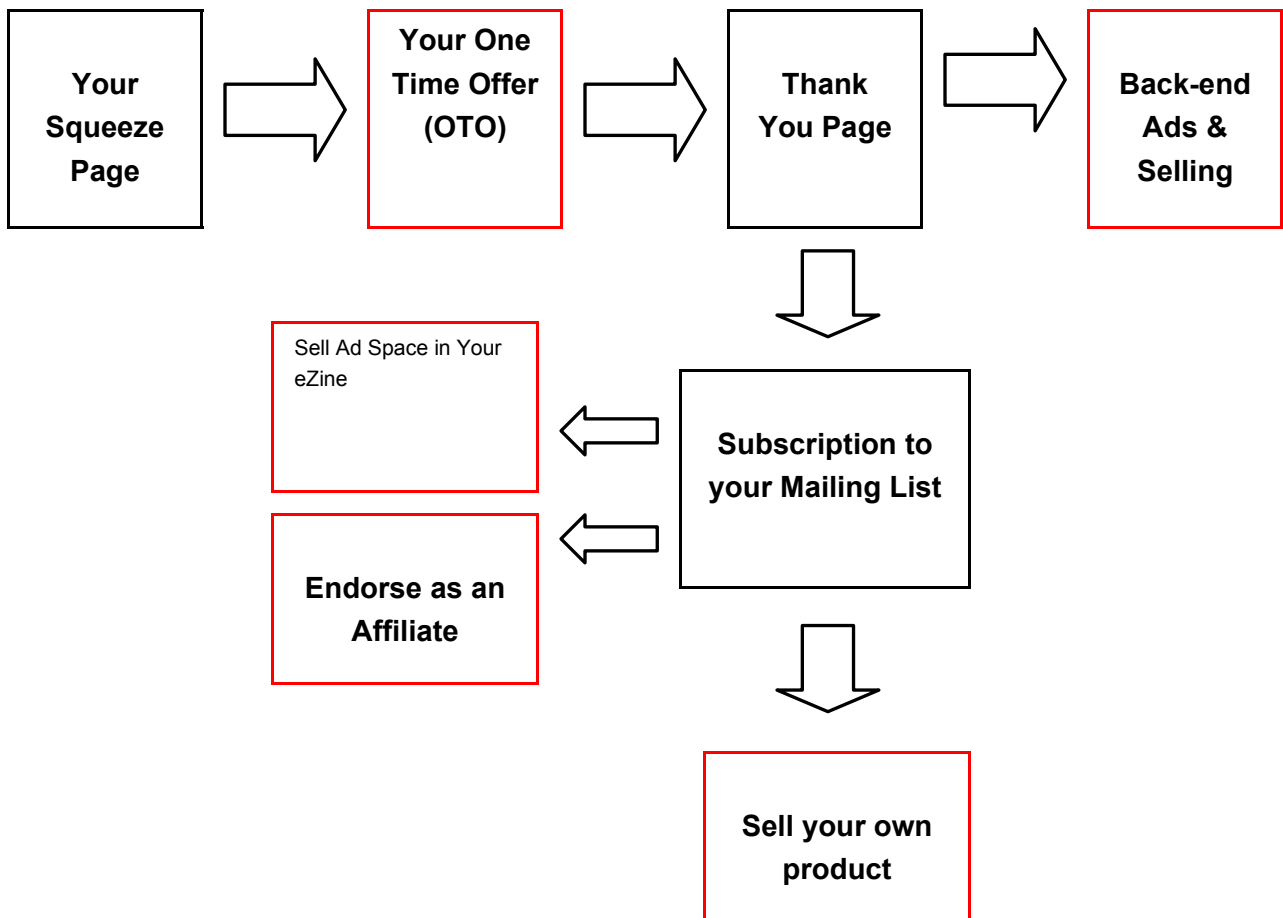
---



subscribers through an affiliate link. You may even want to use other products you have has bonuses to give them something extra.

The last and most profitable way in which you can generate revenue through your newsletter is by creating and selling your own products to them.

It is important to note that you don't have to use all of these means to generate revenue; however, the more you use, the more you earn in general.



## What You Need Before Getting Started on Your Squeeze Page

Before you get started building your Squeeze Page, you will need a number of things to a) make your offer actually have a point; and b) facilitate the creation of your Squeeze Page.

One thing you absolutely must have before you get started is an auto responder. Without any auto responder, you are tossing potential bags of money in the garbage. Rather than creating a relationship with customers and potential customers – and giving yourself the opportunity to attempt future up-sales -- you're allowing them to leave and never return.

In addition to an auto responder, you will need to have an actual offer that people want to buy. You may want to develop a product, such as an E-Book or a piece of software.

If you don't have the skills to do either, you can always hire a professional to do it for you through [Elance.com](http://Elance.com) or [Guru.com](http://Guru.com). You will then either want to sell this product and attempt to get subscribers from your thank you page – or you will want to get subscribers by offering the product for free (which is what many Internet marketers now do).

Another thing you absolutely must have before you get started is a check out service. You may want to consider [Paypal](http://Paypal.com), [Click Bank](http://ClickBank.com), or [2 Check Out](http://2CheckOut.com). All of these services will allow you to make transactions quickly.

Another thing you must have before you get started is a set of graphics, which usually includes a graphic header, a check out button, background wallpaper, and a half-decent picture of yourself. You can probably provide the picture of yourself, but you might want to hire a professional to do the rest.

Another thing you will need before you can get started on your Squeeze Page is some way in which to create a realistic signature. <http://www.vletter.com> is probably your best bet; but, if you're on a budget, you may want to opt for simply using a word processing program.

# Planning Your Squeeze Page Theme

Perhaps the most important part of creating a Squeeze Page is planning your Squeeze Page theme. How you select your theme, of course, will all depend on **how you plan to generate traffic**.

If you decide to generate traffic through search engine optimization, planning your Squeeze Page theme will entail finding phrases within your niche which have a high demand (aggregate search value) and a low supply (small amount of competing sites) and then creating multiple Squeeze Pages, each which is optimized around a different phrase.

If, on the other hand, you decide to generate traffic through pay per click (PPC) programs, such as [Adwords](#), planning your Squeeze Page theme will again entail tuning a number of different pages to fit the keywords you are purchasing.

This is actually where most people fail when they create a Squeeze Page: they don't tune it to fit a specific audience. For instance, in the case of a squeeze page for a newsletter, they might start a newsletter about toys, but they only create one Squeeze Page and send all traffic to it. This is a big mistake.

Chances are, if you create a quality product or newsletter, it can benefit a number of people. So why not communicate the exact benefits they will derive from subscribing or buying?

If, for instance, you have a newsletter about Legos and toy blocks, so you group it under the loose heading of "toys," a visitor who is looking specifically for information about either Legos or toy blocks will click off your page if they don't see the direct connection to the exact topic for which they were searching.

Instead, you will want to setup a page centered around Legos and a page centered around toy blocks. On each page, you will want to communicate the specific benefits to joining the list for each of those groups of visitors.

Going one step further, in addition to planning your Squeeze Page theme, if you are creating a Squeeze Page for a newsletter, you may also want to segment your list, so you can send information specifically about Legos to those who request it – and information about blocks to those who request it.

# How to Write a Squeeze Page that Converts

Most people have no (or simply the slightest) idea how to write a Squeeze Page that converts. Instead, they slop together elements that they have seen used in other Squeeze Pages – but usually do not put them together in the same way the owner of the successful Squeeze Page did.

**One major problem is copy.** And that's fine. Not everyone is going to be an excellent writer – never mind a copywriter. But as someone selling a product or trying to build a list, it is important that you know your strengths and weaknesses – and that you either spend the time to overcome them or hire someone else to do it for you.

With copywriting, for instance, it is important to use a mix of compelling sales points with powerful psychological triggers. Most people who create a sales page miss either one or both of those elements.

For instance, they might concentrate so much on building hype that they don't actually explain what solution they are providing – and for whom they are providing it. If I don't have a specific problem that your product solves, why would I buy it? I wouldn't.

Now, **if** they fail to sprinkle in psychological triggers, such as “scientifically proven,” “guaranteed,” and “shocking,” no one will feel compelled to continue reading, as the benefits will have a low or average perceived value.

In addition to these two problems, some sales pages lack coherency and direction. The copy looks amateurish and it doesn't slowly grind forward, breaking down the visitor's resistance to the sale – and compelling him or her to buy more and more at each sales point.

Additionally, if there aren't multiple calls to action – another form of psychological trigger – then a potential visitor might never feel compelled enough to pull out his or her credit card on the spot and make the purchase.

In addition to careful copywriting, there are other important things you must take into consideration when writing a Squeeze Page that converts. For instance, it is important to build a compelling case for a time-bound offer.

Now, this doesn't mean you have to invent fake deadlines and constantly revise them each week. This is a good way to guarantee your complete loss of credibility in the shortest amount of time possible.

However, when planning your copy, you will want to make sure that you constantly urge the reader to act immediately by inserting a number of “calls to action,” as I've mentioned previously.

You may want to consider using fly-ins or pop-ups to create more urgency – or to make a time-bound offer. Perhaps you can use a countdown to build urgency (i.e., when someone arrives at your Squeeze Page, they have five minutes to purchase the product at the lowest price).

Now, if you're creating a squeeze page, you might want to employ slightly different tactics. Rather than building a compelling case with multiple triggers and calls to action over the course of 1000 words, you may want to simply condense that all into a compelling headline and one paragraph of “benefits.”

For a completely free-to-join squeeze page, you more than likely won't have a considerable amount of resistance to joining, unless the visitor:

- a) **Doesn't see any benefits;** and
- b) **Suspects that you will sell their email address** to spammers.

Both of these problems are relatively easy to overcome. In your headline, simply state the exact benefits they will receive for joining – as always, mixing in psychological triggers.

In your first paragraph of copy, give them a compelling reason to join now (i.e., the price might go up, the list might become private, you'll get this amazing report).

Now, to overcome the second problems, simply include a short line under your opt-in form that explains that you will not – under any circumstances – spam them or sell or give away their email address and name.



# Tips on Increasing Your Squeeze Page Conversion Rate

There are three major ways in which you can create your Squeeze Page conversion rate. All Squeeze Pages created by professionals usually include these three elements at a few others.

The first way in which you can increase your conversion rate is **through personalization**. This is usually done in two ways: the first way is by providing a photo of yourself. The second way is by adding your signature to the bottom of your Squeeze Page.

This radically increases visitors' trust. Most people who resist buying products online do so because they're weary of getting scammed by a faceless liar, who won't be around when they need help or when they need to return the product.

**Tip:** By adding your picture and signature, you can significantly increase a gain in your visitors' trust. ☺

Another way in which you can increase your Squeeze Page conversion rate is by **using black text or a white layout**. Regardless of what anyone tells you, this is one of the easiest ways in which to make your page look professional, rather than pathetic or desperate.

The third way in which you can gain trust is by **offering something for free**. This is generally what you will do if you're using a squeeze page to generate leads: you'll offer a free report or five-day course – and then use that to generate leads, which you will later up-sell or generate revenue from via affiliate sales. Why is this technique so effective?

Quite simply because it allows them to judge your work and ideas before they actually have to pay for them. Additionally, **it builds trust**.

In addition to these three general ways in which to increase your conversion rate, you should always guarantee a product. If you sell through Click Bank, you actually wont have a choice.

But if you're using Paypal or some other check out (Credit Card processing) program, you will want to make sure you clearly state that customers can return your product for any reason within a given period of time after the purchase.

Follow all of these steps and you will significantly increase your Squeeze Page conversion rate.

# Driving Targeted Traffic into Your Squeeze Page

Driving traffic into your Squeeze Page – it *sounds easy, doesn't it?* Well, it's not. And no matter how great your Squeeze Page is, it won't matter if no one ever reads it.

Furthermore, if everyone in the world other than your target audience reads it, it also won't matter. This is why you need to find media through which you can drive targeted visitors to your Squeeze Page.

One way in which you can drive traffic to your Squeeze Page is through natural search engine optimization. This is the slowest process, but it is also one of the best ways to ensure a **continually increasing** stream of traffic over time.

Generating natural search engine traffic generally entails getting links to your site. While reciprocal linking was once the best strategy, experts now believe that major search engines are devaluing reciprocal links in favor of one-way links and triangular links (which search engines can't really detect).

Another way in which to get natural search engine traffic is by optimizing your website for certain key phrases. You can do this by creating pages that specifically focus on one keyword on your given niche. You can then set the page extension to that keyword and optimize the content at a 1.5% density for that keyword. You will also want to use it in header and title tags.

Now, in addition to building natural search engine traffic, you will want to consider using pay per click advertising. You can do this by opening an account with Google Adwords. As mentioned earlier, successful Google Adwords campaigns do two things: they group keywords into multiple, small, related groups – and they send leads to multiple, tweaked Squeeze Pages.

This means you will have to start with some careful keyword research; and you will then have to alter your Squeeze Pages to match that research. These are some of the most commonly used tools for driving traffic to a Squeeze Page; however, they are not always the most effective.

Now, both of those methods can be effective, but they both usually have rather high barriers to entry and require a lot of work.

Luckily, you do have another option: human connections. And this is where most Internet marketers fail. They don't realize the power of human connections because they are so caught up in the idea of making transactions and collecting massive checks without having to deal with customers and clients.

One quick way to get traffic through human connections is a joint venture. You can enter into a joint venture by compiling a list of possible "partners" -- or people who might be able to assist you in some mutually-beneficial way. This list might include other list owners in your niche, site owners in your niche, and experts.

There's only one important thing you should keep in mind when contacting joint venture partners – and that is to make it as quick, easy, and beneficial for them as possible. If they have no incentive for doing it, they probably won't even reply to you. And if it isn't easy, they'll accept other joint venture offers over yours.

Another way in which you can drive traffic to your Squeeze Page is through blog and forum posting; however, it is important that you do not spam, as many businesses do.

Instead, actually participate on the forum, provide people with something of value; and, after a while, post your product in your signature – and try to network with people on the forum who work in similar fields.

Your approach to blog posting should be similar. Include a signature file that links back to your Squeeze Page, but don't spam. Instead, post useful comments. This is not only more ethical, but it is plainly more effective. Spam gets deleted. Good comments get praised, inducing people to follow your link and check out your products.



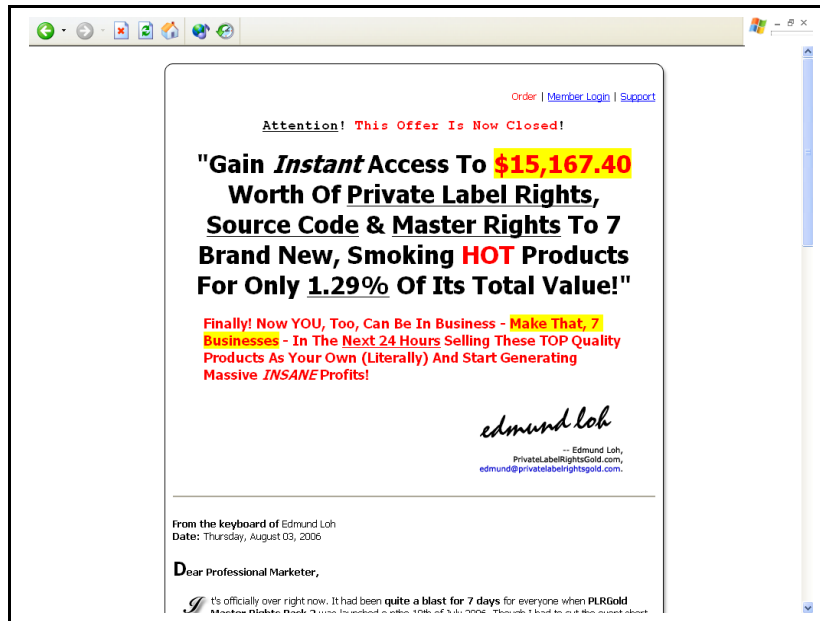
# Finest Examples of Squeeze Pages

<http://www.ebizmodelsyoucancopy.com/resellrights>

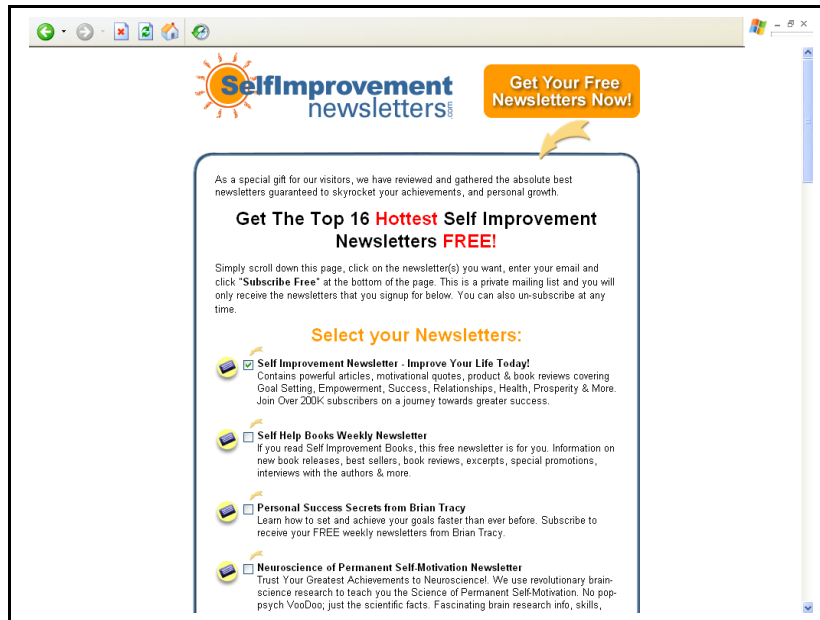


The screenshot shows a web browser window displaying a squeeze page. The page has a white background with a red border. At the top, there is a headline in red text: "Brand New, Free Report Shows You How You Can Profit From Your Resell Rights Business In 3 Absurdly Simple But Profound Steps, Revealing Information NOT FOUND In Most Paid Products On Resell Rights!". Below the headline is an image of a report cover titled "3 Steps to Profiting From Your Resell Rights Business" by Edmund Lok. The cover features a large yellow number '3' and a red background. Below the image, it says "63 Pages, Letter-size, PDF Format". Underneath that is a paragraph of text: "Young Reseller Cuts Through All The Crap Like Knife Through Butter And Delivers To You \*Strictly\* The Meaty Facts On How YOU Can Profit From Resell Rights Products For FREE!". At the bottom, there is a yellow box with the heading "Expert's Endorsement" and a testimonial: "I read dozens of E-books and evaluate tons of opportunities every year so that I can bring my customers all the best. Most of what I see is junk, but every once in awhile, I find a really good program I like."

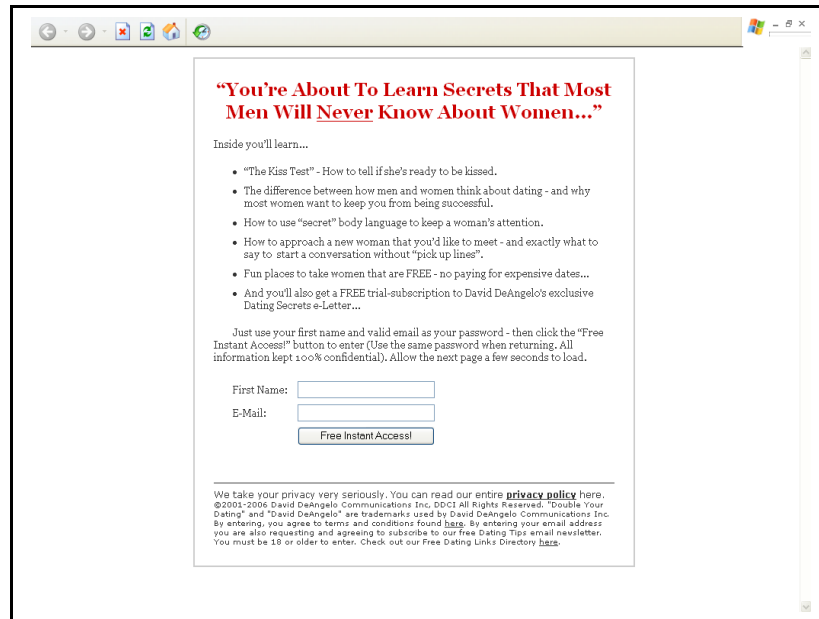
<http://www.privatelabelrightsgold.com/>



<http://www.selfimprovementnewsletters.com/>



<http://www.doublyourdating.com/dt>



**“You’re About To Learn Secrets That Most Men Will Never Know About Women...”**

Inside you'll learn...

- “The Kiss Test” - How to tell if she's ready to be kissed.
- The difference between how men and women think about dating - and why most women want to keep you from being successful.
- How to use “secret” body language to keep a woman's attention.
- How to approach a new woman that you'd like to meet - and exactly what to say to start a conversation without “pick up lines”.
- Fun places to take women that are FREE - no paying for expensive dates...
- And you'll also get a FREE trial subscription to David DeAngelo's exclusive Dating Secrets e-Letter...

Just use your first name and valid email as your password - then click the “Free Instant Access!” button to enter (Use the same password when returning. All information kept 100% confidential). Allow the next page a few seconds to load.

First Name:

E-Mail:

---

We take your privacy very seriously. You can read our entire [privacy policy](#) here. ©2001-2006 David DeAngelo Communications Inc. DDCI All Rights Reserved. “Double Your Dating” and “David DeAngelo” are trademarks used by David DeAngelo Communications Inc. By entering, you agree to terms and conditions found [here](#). By entering your email address you are also requesting and agreeing to subscribe to our free Dating Tips email newsletter. You must be 18 or older to enter. Check out our Free Dating Links Directory [here](#).



**BONUS! Grab Your Lifetime GOLD Membership Access To:**  
**RESELLRIGHTSMASTERY.COM**  
**(\$197.00 Value)**



**CONGRATULATIONS!** Now you can gain INSTANT access to Resell Rights Mastery as a Gold member and get your hands on:

- ✓ **A constantly adding collection of brand new Resell Rights products** that you can resell and keep all the sales,
- ✓ **Rich Private Label Article archive** that you can use to build your own Information Products and expand your Online Empire,
- ✓ **Beautiful templates** that you can for your own graphic design purposes – E-Covers, web pages, etc.
- ✓ **Advanced Reseller Strategies** NOT covered in most paid products on the same subject,
- ✓ **And much, much more!**

**[Click Here to Join ResellRightsMastery.com](#)**  
**[as a Gold Member FREE!](#)**

**BONUS!** Grab Your Lifetime GOLD Membership Access To:  
**PLRSECRETSEXPOSED.COM**  
**(\$97.00 Value)**



Discover the jealously guarded secrets of Top Internet Marketers who are making a killing from Private Label Rights! Imagine learning things like:

- ✓ **The expert answers to the most Frequently Asked Questions on Private Label Rights!**
- ✓ How to take full advantage of every Private Label products you have in your hard drive and convert them into cash!
- ✓ **How to effortlessly create your very own Private Label content at **ZERO** cost!**
- ✓ What to look out for in a Private Label product before purchasing it,
- ✓ **How to smack your competitors flat even though they may own the Private Label Rights and (Master) Resell Rights to the same products as you do!**
- ✓ And so much more! This is barely in a nutshell.

**[Click Here to Join PLRSecretsExposed.com](http://PLRSecretsExposed.com)**  
**[as a Gold Member FREE!](#)**